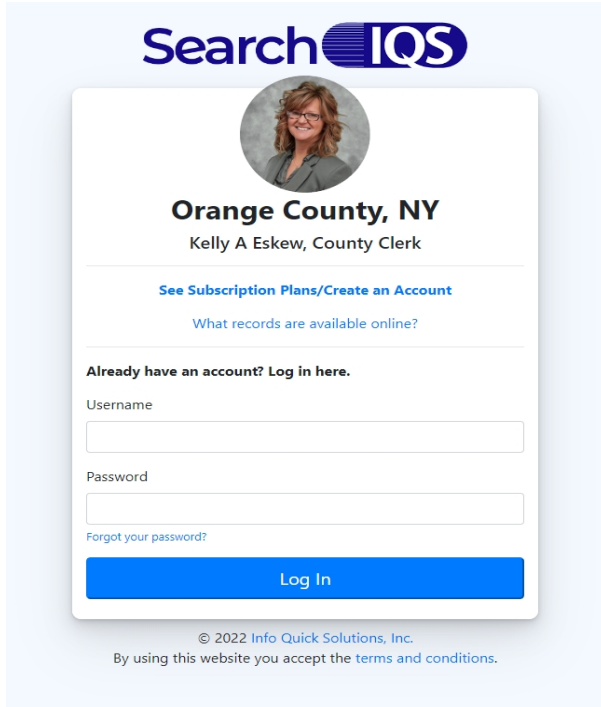



HISTORIC IQS ACCESS

Searchiqs.com/nyora/

Click See Subscription Plans/Create an Account



Search IQS


Orange County, NY
Kelly A Eskew, County Clerk

[See Subscription Plans/Create an Account](#)
What records are available online?

Already have an account? [Log in here.](#)

Username

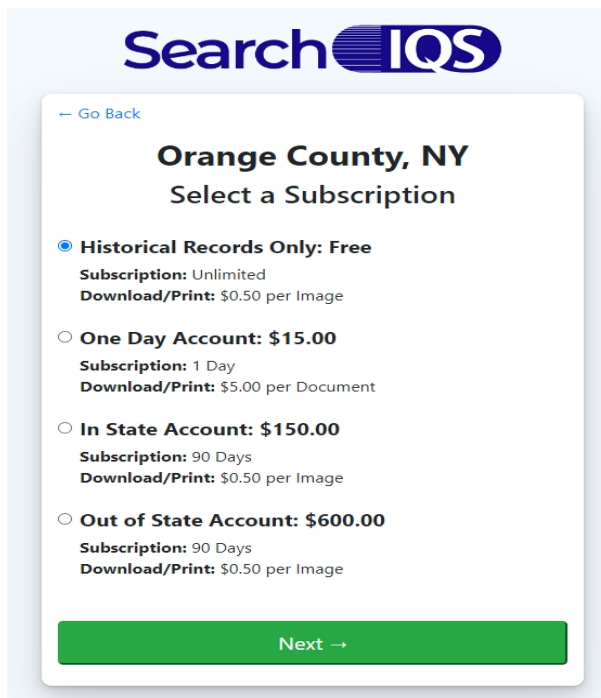
Password

[Forgot your password?](#)

[Log In](#)

© 2022 Info Quick Solutions, Inc.
By using this website you accept the [terms and conditions.](#)

Select Historical Records Only



Search IQS

[Go Back](#)

Orange County, NY
Select a Subscription

- Historical Records Only: Free**
Subscription: Unlimited
Download/Print: \$0.50 per Image
- One Day Account: \$15.00**
Subscription: 1 Day
Download/Print: \$5.00 per Document
- In State Account: \$150.00**
Subscription: 90 Days
Download/Print: \$0.50 per Image
- Out of State Account: \$600.00**
Subscription: 90 Days
Download/Print: \$0.50 per Image

[Next →](#)

Create an account

The screenshot shows a web form for creating an account on the Search IQS website. At the top is the Search IQS logo. Below it, the text reads "Orange County, NY Create an Account". The form includes fields for "Account Holder" (First Name and Last Name), "Email Address", and "Password". A link "Sign Up as Company" is located next to the Account Holder label. Below the password field, there is a checkbox for "I agree to the Terms and Conditions" and a blue "Sign Up" button.

Party 1: type in revolutionary and hit "enter"

[Search](#) [Data verified thru 06/08/2022](#)

The screenshot shows the search filters on the Search IQS website. The "Party 1" field contains the text "revolutionary". Below it is a checked checkbox labeled "Ignore party type when search for name". The "Party 2" field is empty. There are date fields for "From Date" and "Thru" with "(mm/dd/yyyy)" labels. There are dropdown menus for "Document Group" and "Document Description", both set to "(ALL)". There are also dropdown menus for "Town" (set to "(ALL)") and "SBL" (with three empty input boxes). There are also input fields for "Book", "Page", "Instrument#", and "Case#".

Over 90 Revolutionary War Oaths will be viewable. Just click "View" on the one you want to see.

Party 1: type in civil and hit "enter"

[Search](#) [Data verified thru 08/01/2022](#)

Last First or Company Name

Party 1:

ignore party type when search for name

Party 2:

(mm/dd/yyyy) (mm/dd/yyyy)

From Date: Thru:

Document Group:

Document Description:

Town:

SBL:

Book:

Page:

Instrument#:

Case#:

Over 50 Civil War books will be viewable. Just click "View" on the town you're interested in. The soldiers are listed alphabetically.